

# The Effects of Trade Exposure on Marriage and Fertility Choices: Evidence from Brazil

By Breno Braga (Urban Institute and IZA)



**ISID**

INSTITUTE FOR THE STUDY  
OF INTERNATIONAL DEVELOPMENT

GrOW Working Paper Series  
GWP-2018-15 – Research Contribution Paper

# The Effects of Trade Exposure on Marriage and Fertility Choices: Evidence from Brazil\*

Breno Braga

Urban Institute and IZA

June 19, 2018

## Abstract

This paper investigates the effect of a large economic shock on marriage and fertility choices. I exploit the 1990's trade liberalization in Brazil, which created exogenous negative labor market shocks to regions most exposed to foreign competition. While trade liberalization had a positive impact on reducing the price of consumer goods in Brazil, it also negatively impacted employment in previously protected industries, affecting men more than women. Findings suggest that young women living in regions more exposed to international competition are less likely to have children. Most effects persist for 20 years after trade liberalization. I use causal mediation analysis to show that declines in the employment rate of young men is an important driver of changes in fertility outcomes of young women. Changes in women's employment opportunities are not a mediator for the effect of trade exposure on fertility. There is no evidence of changes in marriage rates across regions exposed to trade liberalization.

**JEL Classification:** F16, J12, J13, J21, J23

**Keywords:** Marriage Rates, Fertility, Trade Liberalization

---

\*I acknowledge the support of the International Development Research Centre, the UK Department for International Development and the Hewlett Foundation for the work that underlies this paper. I am grateful to Rafael Dix-Carneiro, Isis Gaddis and Janneke Pieters and for sharing their code files. Brazilian Census data was obtained from Data Zoom, developed by the Department of Economics at PUC-Rio. I would like to thank Nan Astone, Rafael Dix-Carneiro, Gaurav Khanna, Olga Malkova, Liz Peters, Janneke Pieters and participants in the Urban Institute, University of Kentucky, RAND, IZA, PAA and SOLE seminars for their helpful comments. Andrew Karas provided excellent research assistance.

# 1 Introduction

Marital and childbearing choices are two of the most important decisions individuals make throughout their lives. Couples typically marry when the gains from marriage exceed the gains from being single. The benefits of marriage come from household specialization, with men traditionally devoting more time to wage-earning activities, while women assume responsibility for household labor (Stevenson and Wolfers 2007). In the same way, permanent changes in income and the cost of raising a child impact fertility outcomes (Becker 1960). Neoclassical economic theory suggests that improvements in male labor market conditions should be associated with increases in fertility, while better labor market opportunities for women should have opposing income and substitution effects (Schaller 2016).

This paper investigates the impact of a large economic shock on marriage and fertility decisions of young women in Brazil. Studying the effect of trade liberalization on family life is important because of the tremendous increase of international trade over the past thirty years, and its potential to change the economic circumstances of families. For instance, the world's exports and imports, as a share of the world's GDP, rose from just under 40% in 1990 to 58% in 2015 (World Bank Development Indicators 2018). Trade liberalization can have two main offsetting effects on a family's well-being: a positive impact from reducing the price of consumer goods, as well as a negative impact on the employment rates of previously protected industries due to an increase in international competition. (Feliciano 2001, Galiani and Sanguinetti 2003, Kovak 2013, Dix-Carneiro and Kovak 2017).

The adverse effects of trade liberalization are not gender neutral. Men are disproportionately employed in the tradable sector (manufacturing and agriculture), while women are disproportionately employed in the non-tradable sector (services). In addition, international competition might generate a more favorable labor market for women by preventing taste-based discrimination (Becker et al. 1971). Finally, foreign competition may also induce technological change. If technological induced progress reduces the physical strength required for work, relative demand for female workers can increase with trade liberalization (Juhn et al. 2014). Consistent with theory, a growing number of studies have shown that, while regions with greater exposure to trade experienced worse labor market outcomes for both men and women, the effects on men are larger than the effects on

women (Black and Brainerd 2004, Aguayo-Tellez et al. 2014, Gaddis and Pieters 2017, Benguria and Ederington 2017).<sup>1</sup>

Building upon the existing evidence that trade liberalization worsens economic opportunities for workers in more exposed regions, this paper examines the effect of a trade liberalization shock on marriage and fertility choices of young women in Brazil. Traditional economic theory suggests that there are greater gains to a marriage when men can specialize in wage-earning activities and women can specialize in household activities (Becker 1981). As a result, inferior labor market opportunities for men are expected to decrease marriage rates, while inferior labor market opportunities for women are expected to increase marriage rates (Blau et al. 2000).

In terms of fertility decisions, traditional neoclassical economic theory predicts that a standard labor market for males likely represents a substantial decline in the family income, which is typically associated with lower fertility rates (Becker 1960). However, researchers have also identified potential trade-offs between quantity and quality of children, where families favor investing in the quality of children, rather than in the quantity of children, when income increases (Willis 1973 and Becker and Lewis 1973). Finally, changes in the female labor market conditions could have two opposite effects on fertility. On one hand, an inferior economic labor market for women is associated with a decline in family income. On the other hand, opportunity costs of bearing a child are lower when women cannot easily find work (Schaller 2016).

This paper tests these predictions in the context of Brazil’s unilateral tariff reductions during the early 1990s. The empirical strategy consists of comparing outcomes in regions more or less exposed to foreign competition before and after the change in the trade policy of Brazil (Kovak 2013). Consistent with previous literature, I first show that trade liberalization had negative labor market effects for young workers in more exposed regions, impacting men more than women (Gaddis and Pieters 2017). The negative effects for male and female workers are persistent even twenty years after trade liberalization (Dix-Carneiro and Kovak 2017).

Next, I show that 20 to 35-year-old women in regions more exposed to trade liberalization are less likely to have children. I estimate that a median increase in trade exposure faced by a microregion during the early 1990s is associated with a 1.5 percentage-point increase in the region’s

---

<sup>1</sup>Gaddis and Pieters (2017) find significant effects of trade liberalization on gender gap in employment *levels* but do not find changes in gender gaps in *log* employment. Employment *levels* are the most relevant statistic for this study, as I am interested in how family structure changes with household income.

share of young women with no children in 2000. Fertility rates are lower in more exposed regions even 20 years after trade liberalization, with a median increase in trade exposure being associated with a 0.11 decline in the number of children per woman in the region in 2010.

To disentangle the role of male and female employment on fertility, I use the causal mediation analysis framework developed by Imai et al. (2011). Assuming sequential ignorability, I estimate the importance of male and female employment, as mediators for the effects of trade exposure on fertility decisions. I find that changes in the employment of young men explain about 20% of the medium and long-term effects of trade exposure on fertility decisions of young women. I also find that women’s employment is a weak mediator for the effect of trade liberalization on fertility. In other words, the adverse labor market outcomes for women did not translate to higher or lower fertility rates.

In the case of marriage outcomes, I find no significant differences in marriage or cohabitation rates in regions most affected by trade liberalization. While traditional theory predicts lower incentives for household specialization and, therefore, lower marriage rates in regions more affected by trade liberalization, I find no changes in marriage rates as a response to this substantial negative labor market shock. This result is consistent with recent work conducted in the United States in which marriage rates are unresponsive to significant economic changes (Kearney and Wilson 2017).

The paper is organized as follows: Section 2 discusses the existing evidence of the impact that labor market shocks have on fertility and marriage outcomes and presents the contribution of the paper. Section 3 presents a conceptual framework for the empirical results. Section 4 outlines the institutional background of trade liberalization in Brazil and the data used for estimation. Moreover, section 5 discusses the estimation strategies used, while Section 6 presents our results for labor market, marriage, and fertility outcomes. Lastly, Section 7 the mechanisms driving those findings and and Section 8 concludes.

## **2 Related Literature and Contribution**

This paper adds to the recent literature that estimates the impact of labor market shocks on marriage and fertility decisions (Lindo 2010, Black et al. 2013, Schaller 2016, Autor et al. 2017, Kearney and Wilson 2017 and Kis-Katos et al. 2017). The overall finding in this literature is that

improvements (declines) in men’s labor market conditions are associated with increases (decreases) in fertility. The relationship between demand shocks and marriage rates is less conclusive. On one hand, exploiting trade shocks in the United States during the 1990 to 2010 period, Autor et al. (2017) estimate a decline in marriage rates associated with unfavorable job prospects for men and Kis-Katos et al. (2017) find that a trade-induced increase in female employment has led to reductions in marriage rates among young women in Indonesia. On the other hand, Kearney and Wilson (2017) find no evidence of increasing marriage rates associated with a positive economic shock generated by “fracking booms” throughout the United States. While these findings are significant, this literature has focused almost exclusively on developed countries. This paper explores the effect of a large economic shock on both fertility and marriage choices in a developing country. Demand shocks can entail vastly different fertility and marriage outcomes in less developed countries. This is due to the rigid social and cultural norms present, as well as limited access to contraceptive methods, which could make women’s fertility decisions less responsive to economic shocks.

This paper also adds to a growing body of recent literature on the regional impacts of trade liberalization in Brazil. While trade liberalization had a potential positive impact on reducing the price of consumer goods nationwide, it also generated persistent negative labor market effects in previously protected industries (Kovak 2013 and Dix-Carneiro and Kovak 2017), impacting more negatively the employment level of men than that of women (Gaddis and Pieters 2017). The increased exposure to foreign competition is also associated with declines in racial and gender wage gaps (Hirata and Soares 2015 and Benguria and Ederington 2017). Finally, there is evidence that areas more affected by trade liberalization experience an increase in crime rates (Dix-Carneiro et al. 2017). Despite extensive literature exploring the regional effects of trade shocks in Brazil, this is the first paper, to my knowledge, to look at the impact of trade liberalization on marriage and fertility decisions in Brazil. Given the size and persistence of employment shocks, one should expect the possibility that trade liberalization could affect the marriage market and the desire to have children.

### 3 Conceptual Framework

The traditional neoclassical theory of fertility decisions was set by Becker (1960): children provide utility to parents in much the same way as the consumption of other goods. Utility maximizing parents make fertility decisions subject to a family budget constraint. As a result, changes in wages, income, and the cost of raising children cause income and substitution effects on fertility decisions. Because children have very few substitutes, Becker (1960) predicts that fertility increases with family income. However, parents derive utility from both the quantity and the quality of children, which can be proxied by the amount spent on each child (Doepke 2015). Economists have argued that a low-income elasticity of child quantity and a high-income elasticity of child quality can justify a weak correlation between income and fertility. In terms of substitution effects, raising a child is a time-intensive activity, especially for mothers. Labor market improvements increase the opportunity costs of raising a child which might lead to a decline in fertility rates (Black et al. 2013).

Based on this neoclassical framework, the prediction of the impact of trade exposure shocks on fertility is ambiguous. On one hand, an unfavorable labor market for men is typically associated with negative income effects. If children are a normal good, the traditional neoclassical model predicts a decline in fertility in regions more exposed to international competition. The strength of income effects is determined by the preference of families for quantity or quality of children. On the other hand, an unfavorable labor market for women is likely associated with both substitution and income effects, with women typically devoting more time to raise a child. If substitution effects are strong enough, the neoclassical model can predict increases in fertility in more exposed regions.

Becker (1973) and Becker (1974) proposed the neoclassical theory of marriage decisions: couples typically marry when the expected gains from marriage exceed the gains from being single. The decision to get married is based on “production complementarities”, where the husband typically specializes in market activities and the wife typically specializes in domestic activities (Becker 1981), though changes in social norms might challenge the perceived gains from household specialization (Stevenson and Wolfers 2007).

The prediction of the neoclassical model about the impact of trade liberalization on marriage rates is also ambiguous. First, unfavorable labor market opportunities for men are expected to

decrease marriage rates (Blau et al. 2000), with the negative effect of trade exposure decreasing the supply of “marriageable” men (Wilson 1987). Nevertheless, unfavorable opportunities in the labor market for women are expected to increase marriage rates, as the decline in paid work opportunities improves the relative gains from domestic work specialization for women. Finally, changes in social norms have challenged the gains of household specializations predicted by the neoclassical theory (Kearney and Wilson 2017). Family formation might become inelastic to changes in economic conditions if women do not specialize in domestic activities.

## 4 Institutional Background and Data Sources

During most of the 1900s, Brazil was one of the world’s most heavily protected economies, with a trade policy based on deliberate import substitution. While Brazil’s trade policy had historically been coincident with long periods of strong economic growth, it became clear by the 1980s that the policy was no longer sustainable (Kovak 2013). Beginning in the early 1990s, Brazil initiated a major unilateral trade liberalization process, when the administration of the newly elected President, Fernando Collor, unexpectedly eliminated virtually all non-tariff barriers and started a gradual reduction in import tariffs. Starting in 1990, non-tariff barriers and special regimes were eliminated and typically immediately replaced by equivalent import tariffs, in a process known as “tariffication”. While this process left the actual protection structure unaltered, it allowed the federal government to use tariffs as the main instrument for trade policy. At the same time, the government established a timeline for the gradual reduction of tariffs, which was approved and implemented. The trade liberalization process happened quickly, and, by the end of 1993, the major phase of tariff reductions had already taken place. In a further movement toward openness, the next elected government of President Fernando Cardoso reduced some additional tariffs in 1994, as part of a broader effort towards monetary stabilization. Overall, one can see the tariffs in 1990 as accurately reflecting the historical levels of trade protection in Brazil, and the reductions in tariffs between 1990 and 1995 as capturing the main implications of the reform in terms of exposure of the domestic industry to foreign competition. These phased tariff reductions were implemented with the goal of reducing average tariff levels and reducing the dispersion of tariffs across industries, in hopes of reducing the gap between internal and external costs of production.



This paper uses data on industry-specific tariff changes between 1990 and 1995 provided by Kume et al. (2003). This data has been extensively used in the previous literature on the impact of trade liberalization and labor markets in Brazil (Kovak 2013, Dix-Carneiro and Kovak 2015, Hirata and Soares 2015, Dix-Carneiro et al. 2017 and Gaddis and Pieters 2017). Nominal tariff cuts varied significantly across industries. For instance, apparel and rubber faced tariff reductions of more than 30 percentage points, while agriculture and petroleum faced only small tariff changes (Figure 1). Because tariff cuts were greater for industries that were more protected pre-liberalization, there is little scope for endogeneity concerns that might occur if tariff cuts were driven by industry performance or political preference (Figure 2).

#### 4.1 Exposure to Trade Liberalization

This paper explores the heterogeneous effects of trade liberalization across regions of the country. For this purpose, I use a measure of tariff exposure which effectively captures the degree to which trade liberalization affected labor demand in each microregion of the country (Kovak, 2013):

$$Trade.Shock_r = - \sum_i s_{ri} d \ln(1 + t_i)$$

$$\text{with } s_{ri} = \frac{\frac{\lambda_{ri}}{\theta_i}}{\sum_{i' \in E} \frac{\lambda_{ri'}}{\theta_{i'}}}$$

where  $d \ln(1 + t_i)$  is the log difference of the tariff rate in industry  $i$  from 1990 to 1995,  $\lambda_{ri}$  is the initial share of workers in region  $r$  employed in industry  $i$ ,  $\theta_i$  equals the wage bill share of industry  $i$ , and  $E$  is the set of all tradable industries. Different from most papers in this literature (Kovak 2013), I multiply the tariff declines by minus one to interpret coefficients as a response to a higher tariff exposure.  $s_{ri}$  is the effective weight that tradable industry  $i$  has in the total employment of all tradable sector of region  $r$ . Note that  $s_{ri} > 0$  and  $\sum_i s_{ri} = 1$  for every  $r$ .

One of the advantages of this approach is to exclude the non-tradable sector from the analysis, and to rescale employment shares to sum to unity over traded sectors only. Kovak (2013) shows that because non-tradable output must be consumed within the region where it is produced, non-tradable prices move together with the prices of locally produced tradable goods. As a result, the magnitude of the trade-induced regional shock depends only on how the local tradable sector is

allocated.<sup>2</sup>

The trade shock variable shows substantial geographic variation across the country (Figure 3). To illustrate this variation, Figure 4 shows the initial industry distribution of employment for the region with the main cities of Volta Redonda and Petropolis. The industries on the x-axis are sorted from the most positive to the most negative tariff change. Both regions are in the Rio de Janeiro state and are less than 100 miles from each other, but there was a substantial difference in industry composition between these regions before trade liberalization. The Volta Redonda region produced mostly metal goods and suffered a lesser impact from trade liberalization than the Petropolis region, which produced mostly apparel products. The identification strategy will consist of comparing the marriage and fertility outcomes across the more and less exposed regions, before and after trade liberalization.

## 4.2 Data on Labor Market, Fertility, and Marriage Outcomes

The unit of analysis of this study is a microregion, a grouping of contiguous municipalities with similar economic characteristics within a state, resembling a local labor market or commuting zone. Following the literature that studies the impact of trade liberalization in Brazil, I use constructed microregions that are consistently identifiable from 1980 to 2010 (Dix-Carneiro et al. 2017 and Dix-Carneiro and Kovak 2017).

The final sample contains 411 microregions.<sup>3</sup> I obtain labor market, fertility, and marriage outcomes from the four waves of the Brazilian Demographic Census covering the years 1980, 1991, 2000 and 2010. For the marriage and fertility outcomes, I restrict the sample to women between the ages of 20 and 35, aiming to estimate the impact of trade liberalization on a population that has made fertility and marriage decisions within the past 10 years.

In terms of labor market outcomes, I look at the share of 20 to 35-year-old men and women working for pay at the microregion level, and the share working in manufacturing jobs. For marriage outcomes, I focus on the share of married, cohabiting, and never married women within the 20-

---

<sup>2</sup>Topalova (2010) suggests using nontradables as an additional sector, with tariffs being assigned zero over the entire period. The issue with this measure is that employment in the non-tradable sector at baseline is highly correlated with initial female labor force participation and therefore likely to be correlated with fertility outcomes. See Gaddis and Pieters (2017) further discussion and details.

<sup>3</sup>The region containing the Manaus free trade zone is not included since it was exempt from tariffs and unaffected by the tariff changes occurring during liberalization.

35 age range. For fertility outcomes, I look at the share of women with no children, the average number of children per woman and the average age of first-time mothers. While the age of first-time mothers at the time of birth is not asked in the Census, I estimate this variable by calculating the difference between the age of the mother and the age of the oldest children living in the household.<sup>4</sup> Finally, low-skilled individuals are defined as those with less than a high school degree.

The changes in the main outcome variables for 20 to 35 year old women during the period of analysis are shown in Table 1. Throughout the period, the share of young women who are married decreased, while the share of women cohabiting, divorced or separated increased. I also find that the share of women having never married remained fairly constant.<sup>5</sup> The increase of divorce rates in Brazil can be explained by social and political changes that happened during the period, such as the introduction of divorce legislation in 1977, a decline in church attendance, and the spread of access to media and information (Chong and Ferrara 2009). The table also shows an increase in the share of women with no children and a decline in the fertility rate consistent with the demographic transition the country experienced during the period (Lam and Marteleto 2005; La Ferrara et al. 2012). I also show the geographic distribution of changes in the share of young women with no children between 1991 and 2000 in Figure 5. Finally, Brazil experienced an increase in both diploma attainment, represented by the increase in the share of young women with a high school degree or more (i.e. high skilled), and in the share of young women working for pay. The share of young women working in manufacturing jobs was low and did not change significantly during the period.

## 5 Estimation Strategy

The empirical strategy used in this paper follows Kovak (2013) and Autor et al. (2013). I estimate the impact of trade shocks using a difference-in-differences model:

$$y_{rs,t} - y_{rs,1991} = \beta_0^t + \beta_1^t Trade.Shock_{rs} + \beta_2^t X_{r,s1991} + \beta_3^t y_{r,s1980} + \gamma_s + \varepsilon_{rs,t} \quad (1)$$

---

<sup>4</sup>I assume that the oldest child is alive and living in the same household as the mother, which is likely given the focus on young mothers. The infant mortality rate in Brazil in 1991 is relatively low, with 62 deaths per 1,000 live births (World Bank Development Indicators).

<sup>5</sup>The share of never married women remaining constant is consistent with small changes of age of marriage in Brazil during the period. The average age at first marriage was 22.7, 22.5, 23.1 and 29.7 for the years 1980,1991,2000, 2010 respectively (World Bank Indicators).

where  $y_{rs,t} - y_{rs,1991}$  is the change in outcome  $y$  in microregion  $r$  in state  $s$  between 1991 and  $t=2000, 2010$ . For example, this expression could indicate the change of the share of women never married in the Volta Redonda microregion between 1991 and 2000.  $Trade.Shock_{rs}$  is a measure of the tariff exposure shock faced by microregion  $r$  between 1991 and 1995 described in subsection 4.1.  $X_{rs,1991}$  is a set of characteristics of region  $r$  in 1991. It includes educational attainment of the adult population, share of the population in rural areas and share of the population age 20 to 35. These controls have been used in literature and are likely to be related with the trade exposure (Autor et al. 2017). For example, regions more exposed to trade shocks in Brazil during the period, were more likely to be urban and educated than the regions which were less exposed. These controls account for the possibility that such regions are in different fertility and marriage trajectories during the period. I also control for  $y_{r,s,1980}$ , which is the outcome of interest measured in 1980.<sup>6</sup> Finally,  $\gamma_s$  are state fixed effects, and I compare the effect of trade shocks across microregions within the same state. I also present robustness checks of the main findings of the paper, where I do not control for baseline characteristics, state fixed effects or pre-trade liberalization measure of the outcome. I cluster standard errors at the meso-region level to account for potential spatial correlation in outcomes across neighboring microregions and weigh the regressions by the microregion population in 1991.<sup>7</sup>

The identification comes from a parallel trends assumption: regions varying in the degree of exposure to trade liberalization can be inherently different in terms of the outcome of interest, but this difference cannot change over time. While I control the regressions for lagged  $y_{r,s,1980}$  to account for different trends in the outcome before trade liberalization, I also test the parallel trends assumption by estimating the effect of trade shocks on changes in outcomes between 1980 and 1991.

Another potential threat to this identification strategy is that families might move away from more exposed regions as a response to trade liberalization. However, there is strong evidence of imperfect interregional labor mobility in Brazil that justifies the persistent negative employment shocks associated with trade exposure (Dix-Carneiro and Kovak 2017). I corroborate this evidence

---

<sup>6</sup>Papers in the literature have used  $\Delta y_{rs,1991-1981}$  to account for pre-existing trends that could be related to (future) trade shocks (Kovak 2013 and Dix-Carneiro et al. 2017). The issue with this approach is that  $y_{i,1991}$  appears both in the right and left hand side of the estimating equation, potentially introducing bias and contaminating all of the remaining coefficients.

<sup>7</sup>Meso-regions are 91 groups of micro-regions defined by the Brazilian Statistical Agency IBGE which have been used for clustering standard errors in the literature (Dix-Carneiro et al. 2017).

in my sample of interest by confirming that young women in Brazil are not likely to migrate as a response to trade liberalization shock.

## 6 Results

### 6.1 Negative Effect of Trade Exposure on Employment

The first step of the analysis is to quantify the effect of trade liberalization on the labor market outcomes of young men and women in Brazil. Consistent with literature (Dix-Carneiro and Kovak 2017), I find persistent negative effects of trade exposure on employment outcomes of men and women (Table 2, Panel A). A median decline in tariffs during trade liberalization (7.5 percentage points) is associated with a 3.8 percentage-point decline in the share of young men and 2.9 percentage-point decline in the share of women working for pay in the year 2000. The negative effects for men are persistent even 20 years after trade liberalization, with a median decline in tariffs being associated with a 4.4 percentage point decline in the share of young men working for pay and a 2.9 decline in the share of women working for pay in 2010. This result is consistent with the findings from Gaddis and Pieters (2017), who estimate a more adverse impact of trade liberalization on the employment level of men than that of women.<sup>8</sup>

I also investigate the effect of trade liberalization on the share of men and women working in manufacturing jobs. As shown in Figure 1, manufacturing was the tradable sector which was the most affected by foreign competition during the period. I find a substantial decline in the share of men working in manufacturing jobs in regions more exposed to trade shocks both in the medium and long-run. A median decline in tariffs during trade liberalization is associated with a 5.1 percentage-point decline in the share of young men working in manufacturing in 2000 and 9.3 percentage-point in 2010. This result is consistent with the expectation that the sectors most exposed to foreign competition experienced the highest drop in employment after trade liberalization. I find no effect of trade liberalization on the employment of women in the manufacturing sector, however only a small share of young women worked in manufacturing at baseline.

---

<sup>8</sup>Gaddis and Pieters (2017) do not find significant employment differences by gender in log terms. Nonetheless the percentage-point gender gap in employment is more relevant for this study, as I am interested in how family structure changes with a decline in *levels* of marriageable men.

## 6.2 Trade Exposure is Associated with Declines in Fertility Rates

I now turn my attention to the impact of trade liberalization on the fertility choices of young women. First, I classify each microregion of the country as more exposed to trade (tariff decline higher than the median tariff decline) or less exposed to trade (tariff decline lower than the median tariff decline). I show the evolution in the share of young women with no children across regions over the Census years on Figure 6. Overall, I find that women in regions more exposed to trade are less likely to have children before trade liberalization, which is consistent with the fact that those regions are more urban and industrialized. Nonetheless, the gap between regions tends to increase in the years 2000 and 2010, suggesting that trade liberalization might be associated with a decline or delay in the likelihood of having a first child for young women. The figure also presents a visual test for the parallel trends assumption, showing no substantial change in the fertility gap across regions more and less exposed to trade liberalization between 1980 and 1991.

The medium and long-term effects of trade liberalization on fertility outcomes of young women are shown in Table 3. Across all models, I find trade liberalization increases the likelihood that young women have no children. I estimate smaller effects between 1991 and 2000, with a median decline in tariff exposure during the trade liberalization associated with a 1.6 percentage-point increase in the share of young women with no children. (column 2, panel A). This result is consistent with evidence from the United States (Schaller 2016, Autor et al. 2017 and Kearney and Wilson 2017). I estimate an even greater long-term effect of trade liberalization on fertility in column 4, where I find that a median decline in tariff exposure increases the share of women with no children by 1.9 percentage points in 2010 (column 4).

Next, I turn to the effect of trade liberalization on the number of children (panel B). I find significant negative effects of trade liberalization on the average number of children in the year 2000 (columns 1 and 2). I also find significant long-term effects of trade liberalization (columns 3 and 4). A median tariff decline during the period is associated with a decrease of 0.12 children per young woman. Finally, I investigate whether changes in fertility are driven by a mother postponing childbearing (Panel C). I do not find significant effects of trade exposure when it comes to the age of first-time mothers, both in the short and long-run, suggesting that fertility changes are permanent and not just a result of women postponing childbearing. This evidence is confirmed in Table 4, where I estimate the effect of trade exposure for women who are 20 to 27 years old and 28 to 35

years old separately. If anything, I find that the effects of trade liberalization are stronger for older women.

### 6.3 Marriage Rates are Not Affected by Trade Exposure

I now investigate how the unilateral trade liberalization affected marriage decisions of young women in Brazil. Figure 7 shows the evolution in the share of young women married or cohabiting across regions more or less exposed to trade over the Census years. There is an overall decline in the share of women married or cohabiting over the years, but the gap between regions has remained unchanged overtime. This result suggests that trade liberalization might have had a small effect on marriage and cohabiting decisions. I test this hypothesis in Table 5.

Panel A presents the effect of trade shocks on the share of 20-35 year old women who are married, Panel B shows the effect on the share of women who are cohabiting, and Panel C on women who were never married. I find generally small and statistically insignificant coefficients for the tariff exposure shock on marriage outcomes both in the medium and long-term. Trade shocks are only marginally significant for the share of young women never married in 2010. Overall, despite the substantial changes in fertility of young women associated with trade liberalization shocks, there is not much evidence that young women in Brazil change their marriage decisions as a response to trade shocks. In addition, there is no evidence that women are postponing their marriage and cohabitation decisions, as I find zero effects of trade exposure on marital outcomes across different age ranges (Table 6).

This result contradicts some evidence for the United States, which suggests that negative labor market demand shocks for men are expected to decrease marriage rates (Blau et al. 2000 and Autor et al. 2017). However, more recent literature has shown the importance of social norms as well as economic conditions in their effect on family formation outcomes (Kearney and Wilson 2017). In the past, a stable job prospect for the husband was a necessary condition for couples to get married, with women assuming responsibility for housework. However, the results show that marriage and cohabitation decisions are less sensitive to negative economic shocks in recent decades.

In Tables 3 and 5, I estimate the effect of trade liberalization on marriage and fertility outcomes using a difference-in-difference specification controlling for municipalities characteristics at baseline and state fixed effects. However, my main results are robust to this control choice as well as

weighting the observations by microregion population in 1991. In all specifications in Table 7, I estimate that trade exposure is associated with an increase in the medium and long-run share of young women with no children. I also find nothing significant in the share of married and cohabiting women in regions more exposed to trade shocks.

## 6.4 Pre-Trend Tests

One important concern in any difference-in-difference estimation strategy is the existence of pre-treatment trends in the outcome of interest. In the framework of this paper, the issue is whether more exposed regions experienced a rapid decline in fertility before trade liberalization than less exposed regions. In Tables 3 and 5, I control for 1980 measures of the outcome of interest to rule out the possibility that the estimated effects of trade exposure were driven by a correlation between pre-existing trends and future regional tariff changes. I also directly test the parallel trend hypothesis by estimating the effect of future trade liberalization on past changes on the outcomes of interest between 1980 and 1991 in Table 8. In these specifications, I measure the controls used in this regression at baseline (1980) as well as weight the observations by the microregion population in 1980. Overall, I find little evidence that future trade exposure is associated with past fertility and marriage outcome changes. I estimate non-significant effects of future trade exposure on all six outcomes used in this paper. This result prevents pre-trends in fertility and marriage outcomes from driving the main results of this paper.

## 7 Mechanisms

In this section, I investigate the reasons trade shocks cause changes in the fertility decisions of young women. Specifically, I turn to unpacking the causal relations between trade exposure, male and female employment changes, and fertility. To answer this question, I use the causal mediation analysis developed in Imai et al. (2011). While very popular among political scientists, causal mediation analysis has been increasingly used in Economics (e.g. De Mel et al. 2013, De Mel et al. 2014, Dippel et al. 2015 and Dippel et al. 2017).

The mediator effects of employment changes on fertility are outlined in Figure 8. This simple graphical representation shows the decomposition of the causal effects of trade shocks on fertility



through employment changes (mediator) or some other factors, such changes in education decisions of young women or provision of local public goods. In the figure, our object of interest is  $(i) \times (ii)$ , which represents the effect of trade exposure on fertility that works through observed male and female employment adjustments.

To estimate mediation effects, the first step is to distinguish direct and indirect effects by estimating the following two linear regressions:

$$M_{rst} = \alpha_0^t + \alpha_1^t Trade.Shock_{rs} + \alpha_2^t X_{r,s1991} + \gamma_s + u_{rs,t} \quad (2)$$

$$\Delta Y_{rst} = \delta_0^t + \delta_1^t Trade.Shock_{rs} + \delta_2^t M_{rst} + \delta_3^t X_{r,s1991} + \gamma_s + \epsilon_{rs,t} \quad (3)$$

where  $\Delta Y_{rst}$  is the change in fertility outcomes between 1991 and the reference year  $t$ , and  $M_{rst}$  is the mediator. In this setup, the average causal mediation effect (ACME) is calculated as  $\alpha_1^t \delta_2^t$ . Imai et al. (2010) show that this ACME can be non-parametrically identified without functional form or distributional assumptions under a sequential ignorability assumption. Using a ‘Holland-Rubin potential outcomes’ notation of causal inference, the formal sequential ignorability conditions are:

$$\{Y_i(t', m), M_i(t)\} \perp\!\!\!\perp Trade.Shock_i | X_i = x, \gamma_s \quad (4)$$

$$Y_i(t', m) \perp\!\!\!\perp M_i(t) | Trade.Shock_i = t, X_i = x, \gamma_s \quad (5)$$

The first assumption is that, given the observed pretreatment confounders  $X_i$ , the treatment assignment is assumed to be statistically independent of potential outcomes and potential mediators. This part of the assumption is often called no-omitted-variable bias, exogeneity, or unconfoundedness. It means that the treatment  $Trade.Shock$  is exogenous conditional on controls  $X_i$ . The empirical strategy presented in section 5 and the results discussed in section 6 rely on this assumption, and I apply the same estimation strategy in the mediation analysis.

The second part of sequential ignorability is a new assumption. It implies that the observed mediator is ignorable given the trade exposure and  $X_i$ . In other words, there are no unobserved

variables that affect both employment and fertility outcomes after conditioning on the trade exposure and controls. An example where the sequential ignorability assumption is not satisfied is given in Figure 9, where the relation (iii) implies that there are factors affecting both employment changes and fertility decision. For example, if the federal government decides to compensate areas more exposed to trade liberalization with higher investment in infrastructure, those investments could potentially affect labor market outcomes but also fertility decisions of young women in the region.

## 7.1 Male and Female Employment Mediators

In this section, I decompose the causal effects of trade shocks on fertility through different mediation effects. The first column of Table 9 investigates the importance of male employment as a mediator of trade exposure on fertility decisions between 1991 and 2000. In Panel A, the first stage coefficient is the direct effect of trade shocks on the change in the share of male employment between 1991 and 2000, as described in equation 2. Note that this coefficient was presented in Table 2 and discussed in section 6. In Panel B, I find that trade exposure increased the probability that a woman has no children by 3.5 percentage points because of changes in the employment of young men during this period. From this estimation, one can conclude that about 18% of the total effect of tariff exposure on the share of women with no children was mediated through male employment. When looking at the changes in the average number of children, I estimate that 24% of the effect of trade shocks on this outcome can be explained by changes in male employment during the period.

The change in employment of young men is also a strong mediator for the long-term effects of trade liberalization on the fertility choices of young women. In the third column of Table 9, I estimate that 22% of the effect of trade liberalization on changes of the share of women with no children between 1991 and 2010 is mediated through changes in the employment of young men. I also find that the trade exposure decreased the average number of children by -0.263 because of changes in male employment between 1991 and 2010, which means that 18% of the effect of trade shocks on this dependent variable is mediated through this channel.

I find that changes in the employment of young women is a weaker mediator of the impact of trade liberalization on fertility both in the medium and long term. While trade exposure had a substantial effect on the employment of young women, I estimate that only 4% of the total effect

of tariff exposure on the share of women with no children between 1991 and 2000 can be explained by changes in the employment of female workers (in the second column of Table 9). Income effects on the demand for children were high enough to compensate for the increase in fertility associated with declines in young women's opportunity cost to have children.

These findings are rationalized by neoclassical fertility decision models. The strong and persistent negative labor shock for men is likely to substantially decrease the household income. The weaker negative labor market shock for women had opposite substitution and income effects, which likely cancel each other. As a result, changes in the labor market opportunities for men is the main driver of changes in the fertility of women in more exposed regions.

## 8 Conclusion

The Brazilian unilateral trade liberalization led to sizable declines in employment in regions more exposed to trade, with more negative effects for men than women. This study uses this event to investigate how worse economic opportunities for men and women affected their marriage and fertility outcomes in Brazil. My analysis suggests that women in areas more affected by trade are less likely to have children even twenty years after trade liberalization. Using a causal mediation analysis, I show that declines in the employment of young men is an important mechanism driving changes in the fertility decisions of young women associated with exposure to trade. Changes in the employment of men explain only about 20% of the medium and long-term effects of trade exposure on the fertility decisions of young women. I also find that changes in female employment are not an important mediator for the effect of trade exposure on fertility outcomes.

This result supports the hypothesis that trade liberalization produces a significant income shock to the families in more exposed regions and couples respond to trade shocks by having fewer children. This paper demonstrates that even in a developing country like Brazil, where women have limited access to contraceptive methods, children are a normal good. The declines in the opportunity costs of bearing a child for women associated with their worse employment prospects were not significant enough to increase their fertility decisions.

I also find evidence that marriage decisions were not sensitive to this significant economic shock. There is no systematic evidence that young women were less likely to be married or cohabiting after

trade liberalization in regions more affected by the trade shock. This result contradicts neoclassical theory predictions that the worse labor market opportunities for men are expected to decrease marriage rates (Becker 1981). My interpretation of this finding is consistent with Kearney and Wilson (2017), who state that changes in social norms have challenged the perceived gains of household specialization.

Finally, it is important to keep in mind that our results are obtained using the trade liberalization episode in Brazil. Although it is a developing country, Brazil is generally considered socially liberal compared to other low- and middle-income countries (Social Progress Index 2017). Marriage rates might be more elastic with respect to economic activity in more conservative places where there are still perceived benefits from household specialization (Kis-Katos et al. 2017) and fertility rates might be less elastic to economic shocks in regions where women do not have access to contraceptive methods.

## References

- Aguayo-Tellez, Ernesto, Jim Airola, Chinhui Juhn and Carolina Villegas-Sanchez (2014), Did trade liberalization help women? the case of Mexico in the 1990s, *in* ‘New analyses of worker well-being’, Emerald Group Publishing Limited, pp. 1–35.
- Autor, David, David Dorn and Gordon H Hanson (2013), ‘The China syndrome: Local labor market effects of import competition in the US’, *American Economic Review* **103**(6), 2121–68.
- Autor, David, David Dorn, Gordon Hanson et al. (2017), When work disappears: Manufacturing decline and the falling marriage-market value of men, Technical report, National Bureau of Economic Research, Inc.
- Becker, Gary (1981), ‘A treatise on the family Harvard University Press’, *Cambridge, MA* **30**.
- Becker, Gary S (1960), An economic analysis of fertility, *in* ‘Demographic and economic change in developed countries’, Columbia University Press, pp. 209–240.
- Becker, Gary S (1973), ‘A theory of marriage: Part i’, *Journal of Political Economy* **81**(4), 813–846.
- Becker, Gary S (1974), ‘A theory of marriage: Part ii’, *Journal of political Economy* **82**(2, Part 2), S11–S26.
- Becker, Gary S and H Gregg Lewis (1973), ‘On the interaction between the quantity and quality of children’, *Journal of political Economy* **81**(2, Part 2), S279–S288.
- Becker, Gary S et al. (1971), ‘The economics of discrimination’, *University of Chicago Press Economics Books*.
- Benguria, Felipe and Josh Ederington (2017), ‘Decomposing the effect of trade on the gender wage gap’.
- Black, Dan A, Natalia Kolesnikova, Seth G Sanders and Lowell J Taylor (2013), ‘Are children “normal”?’’, *The Review of Economics and Statistics* **95**(1), 21–33.
- Black, Sandra E and Elizabeth Brainerd (2004), ‘Importing equality? the impact of globalization on gender discrimination’, *ILR Review* **57**(4), 540–559.

- Blau, Francine D, Lawrence M Kahn and Jane Waldfogel (2000), ‘Understanding young women’s marriage decisions: The role of labor and marriage market conditions’, *ILR Review* **53**(4), 624–647.
- Chong, Alberto and Eliana La Ferrara (2009), ‘Television and divorce: Evidence from brazilian novelas’, *Journal of the European Economic Association* **7**(2-3), 458–468.
- De Mel, Suresh, David McKenzie and Christopher Woodruff (2013), ‘The demand for, and consequences of, formalization among informal firms in sri lanka’, *American Economic Journal: Applied Economics* **5**(2), 122–50.
- De Mel, Suresh, David McKenzie and Christopher Woodruff (2014), ‘Business training and female enterprise start-up, growth, and dynamics: Experimental evidence from sri lanka’, *Journal of Development Economics* **106**, 199–210.
- Dippel, Christian, Robert Gold and Stephan Heblich (2015), Globalization and its (dis-) content: Trade shocks and voting behavior, Technical report, National Bureau of Economic Research.
- Dippel, Christian, Robert Gold, Stephan Heblich and Rodrigo Pinto (2017), Instrumental variables and causal mechanisms: Unpacking the effect of trade on workers and voters, Technical report, National Bureau of Economic Research.
- Dix-Carneiro, Rafael and Brian K Kovak (2015), ‘Trade liberalization and the skill premium: A local labor markets approach’, *The American Economic Review* **105**(5), 551–557.
- Dix-Carneiro, Rafael and Brian K Kovak (2017), ‘Trade liberalization and regional dynamics’, *American Economic Review* .
- Dix-Carneiro, Rafael, Rodrigo R Soares and Gabriel Ulyssea (2017), Economic shocks and crime: Evidence from the brazilian trade liberalization, Technical report, National Bureau of Economic Research.
- Doepke, Matthias (2015), ‘Gary becker on the quantity and quality of children’, *Journal of Demographic Economics* **81**(1), 59–66.
- Feliciano, Zadia M (2001), ‘Workers and trade liberalization: the impact of trade reforms in mexico on wages and employment’, *ILR Review* **55**(1), 95–115.

- Gaddis, Isis and Janneke Pieters (2017), ‘The gendered labor market impacts of trade liberalization: Evidence from brazil’, *Journal of Human Resources* **52**(2), 457–490.
- Galiani, Sebastian and Pablo Sanguinetti (2003), ‘The impact of trade liberalization on wage inequality: evidence from argentina’, *Journal of Development Economics* **72**(2), 497–513.
- Hirata, Guilherme and Rodrigo R Soares (2015), ‘Competition and the racial wage gap: Testing becker’s model of employer discrimination’.
- Imai, Kosuke, Luke Keele, Dustin Tingley and Teppei Yamamoto (2011), ‘Unpacking the black box of causality: Learning about causal mechanisms from experimental and observational studies’, *American Political Science Review* **105**(4), 765–789.
- Imai, Kosuke, Luke Keele and Teppei Yamamoto (2010), ‘Identification, inference and sensitivity analysis for causal mediation effects’, *Statistical science* pp. 51–71.
- Juhn, Chinhui, Gergely Ujhelyi and Carolina Villegas-Sanchez (2014), ‘Men, women, and machines: How trade impacts gender inequality’, *Journal of Development Economics* **106**, 179–193.
- Kearney, Melissa S and Riley Wilson (2017), Male earnings, marriageable men, and nonmarital fertility: Evidence from the fracking boom, Technical report, National Bureau of Economic Research.
- Kis-Katos, Krisztina, Janneke Pieters and Robert A Sparrow (2017), ‘Globalization and social change: Gender-specific effects of trade liberalization in indonesia’.
- Kovak, Brian K (2013), ‘Regional effects of trade reform: What is the correct measure of liberalization?’, *The American Economic Review* **103**(5), 1960–1976.
- Kume, Honório, Guida Piani and Carlos Frederico Souza (2003), ‘A política brasileira de importação no período 1987-98: descrição e avaliação’, *A abertura comercial brasileira nos anos 1990* .
- La Ferrara, Eliana, Alberto Chong and Suzanne Duryea (2012), ‘Soap operas and fertility: Evidence from brazil’, *American Economic Journal: Applied Economics* **4**(4), 1–31.

- Lam, David and Letícia Marteleto (2005), ‘Small families and large cohorts: The impact of the demographic transition on schooling in brazil’, *The changing transitions to adulthood in developing countries: selected studies* pp. 56–83.
- Lindo, Jason M (2010), ‘Are children really inferior goods? evidence from displacement-driven income shocks’, *Journal of Human Resources* **45**(2), 301–327.
- Schaller, Jessamyn (2016), ‘Booms, busts, and fertility testing the becker model using gender-specific labor demand’, *Journal of Human Resources* **51**(1), 1–29.
- Stevenson, Betsey and Justin Wolfers (2007), ‘Marriage and divorce: Changes and their driving forces’, *The Journal of Economic Perspectives* **21**(2), 27–52.
- Topalova, Petia (2010), ‘Factor immobility and regional impacts of trade liberalization: Evidence on poverty from india’, *American Economic Journal: Applied Economics* **2**(4), 1–41.
- Willis, Robert J (1973), ‘A new approach to the economic theory of fertility behavior’, *Journal of political Economy* **81**(2, Part 2), S14–S64.
- Wilson, William Julius (1987), *The truly disadvantaged: The inner city, the underclass, and public policy*, University of Chicago Press.



## Tables

Table 1: Descriptive Statistics - Women 20-35 years old

Variable	Census Years			
	1980	1991	2000	2010
<i>Marital Status</i>				
Never Married	29.6%	29.1%	28.7%	30.3%
Married	56.8%	49.4%	37.5%	28.9%
Cohabitating	8.7%	14.3%	23.5%	29.0%
Separate & Divorced	2.9%	5.4%	9.9%	11.5%
<i>Fertility</i>				
No Children	33.1%	31.1%	34.0%	40.7%
Total Children	1.95	1.68	1.43	1.14
Age First Child	21.6	21.3	21.1	21.1
<i>Socio Economic Status</i>				
High Skilled	16.6%	24.7%	33.4%	53.4%
Working for Pay	34.1%	41.2%	46.2%	56.5%
Working for Pay in Manufacturing	6.1%	6.4%	5.6%	6.3%

Note: High-skilled are women with a high school degree or more. Source: Brazilian Census

Table 2: The Effect of Trade Liberalization on Employment

<b>Panel A</b>		<b>Dependent Variable</b>		
<b>Sample</b>	Change Share Working for Pay, 2000-1991		Change Share Working for Pay, 2010-1991	
	Male	Female	Male	Female
Tariff Exposure Shock	-0.503 (0.149)***	-0.386 (0.113)***	-0.585 (0.193)***	-0.394 (0.143)***
R-squared	0.621	0.697	0.717	0.750
<b>Panel B</b>		<b>Dependent Variable</b>		
<b>Sample</b>	Change Share Working for Pay in Manufacturing, 2000-1991		Change Share Working for Pay in Manufacturing, 2010-1991	
	Male	Female	Male	Female
Tariff Exposure Shock	-0.682 (0.194)***	-0.194 (0.143)	-1.242 (0.300)***	-0.334 (0.194)*
R-squared	0.679	0.720	0.765	0.792
Observations	411	411	411	411

Sample: Men and Women Age 20-35 years old. Additional Controls: State Fixed-Effects, Share of Adults at each Education Attainment Level, Share Rural Population, Share Population Age 20-35 at baseline (1991). Observations are weighted by the microregion population at baseline (1991). Robust standard errors reported in parentheses are clustered at the mesoregion level. \*\*\*<0.01, \*\*<0.05, \*<0.10.

Table 3: The Effects of Tariff Exposure Shock on Fertility Outcomes

Panel A	Dependent Variable			
	Change Share no Children, 2000-1991		Change Share no Children, 2010-1991	
Tariff Exposure Shock	0.194 (0.057)***	0.214 (0.059)***	0.193 (0.081)**	0.246 (0.074)***
Share No Children, 1980		-0.078 (0.044)*		-0.211 (0.064)***
R-squared	0.589	0.597	0.762	0.780
Panel B	Dependent Variable			
	Change Number of Children, 2000-1991		Change Number of Children, 2010-1991	
Tariff Exposure Shock	-0.489 (0.256)*	-0.530 (0.225)**	-1.484 (0.370)***	-1.568 (0.265)***
Number of Children, 1980		-0.148 (0.021)***		-0.300 (0.036)***
R-squared	0.809	0.830	0.854	0.892
Panel C	Dependent Variable			
	Change Age at First Child, 2000-1991		Change Age at First Child, 2010-1991	
Tariff Exposure Shock	0.677 (0.519)	0.705 (0.504)	0.092 (0.799)	0.286 (0.766)
Age at First Child, , 1980		-0.012 (0.022)		-0.093 (0.034)***
R-squared	0.448	0.449	0.564	0.581
Observations	411	411	411	411

Sample: Women Age 20-35. Additional Controls: State Fixed Effects, Share of Adults at each Education Attainment Level, Share Rural Population, and Share Population Age 20-35 at baseline (1991). Observations are weighted by the microregion population at baseline (1991). Robust standard errors reported in parentheses are clustered at the mesoregion level. \*\*\*<0.01, \*\*<0.05, \*<0.10.

Table 4: The Effects of Tariff Exposure Shock on Fertility Outcomes by Women's Age

Panel A	Dependent Variable			
	Change Share No Children, 2000-1991		Change Share No Children, 2010-1991	
	20-27 year old	28-35 year old	20-27 year old	28-35 year old
Sample				
Tariff Exposure Shock	0.139 (0.092)	0.146 (0.055)***	0.027 (0.108)	0.360 (0.073)***
R-squared	0.535	0.430	0.699	0.772
Panel B	Dependent Variable			
	Change Number of Children, 2000-1991		Change Number of Children, 2010-1991	
	20-27 year old	28-35 year old	20-27 year old	28-35 year old
Sample				
Tariff Exposure Shock	-0.382 (0.234)	-0.439 (0.297)	-0.569 (0.261)**	-2.805 (0.338)***
R-squared	0.603	0.885	0.840	0.597
Observations	411	411	411	411

Additional Controls: State Fixed Effects, Share of Adults at each Education Attainment Level, Share Rural Population, and Share Population Age 20-35 at baseline (1991). Observations are weighted by the microregion population at baseline (1991). Robust standard errors reported in parentheses are clustered at the mesoregion level. \*\*\*<0.01, \*\*<0.05, \*<0.10.

Table 5: The Effects of Tariff Exposure Shock on Marriage Outcomes

Panel A	Dependent Variable			
	Change Share Married, 2000-1991		Change Share Married, 2010-1991	
Tariff Exposure Shock	-0.037 (0.086)	-0.053 (0.081)	0.135 (0.165)	0.065 (0.139)
Share Married, 1980		-0.076 (0.026)***		-0.318 (0.044)***
R-squared	0.580	0.591	0.760	0.808
Panel B	Dependent Variable			
	Change Share Cohabiting, 2000-1991		Change Share Cohabiting, 2010-1991	
Tariff Exposure Shock	0.081 (0.095)	0.082 (0.093)	-0.080 (0.181)	-0.072 (0.155)
Share Cohabiting, 1980		-0.054 (0.043)		-0.340 (0.039)***
R-squared	0.535	0.541	0.752	0.804
Panel C	Dependent Variable			
	Change Share Never Married, 2000-1991		Change Share Never Married, 2010-1991	
Tariff Exposure Shock	0.027 (0.050)	0.047 (0.052)	0.068 (0.073)	0.102 (0.069)
Share Never Married, 1980		-0.106 (0.032)***		-0.175 (0.046)***
R-squared	0.543	0.562	0.680	0.701
Observations	411	411	411	411

Sample: Men and Women Age 20-35 years old. Additional Controls: State Fixed-Effects, Share of Adults at each Education Attainment Level, Share Rural Population, and Share Population Age 20-35 at baseline (1991). Observations are weighted by the microregion population at baseline (1991). Robust standard errors reported in parentheses are clustered at the mesoregion level. \*\*\*<0.01, \*\*<0.05, \*<0.10.

Table 6: The Effects of Tariff Exposure Shock on Marriage Outcomes by Women's Age

<b>Panel A</b>		<b>Dependent Variable</b>		
<b>Sample</b>	Change Share Married, 2000-1991		Change Share Married, 2000-1991	
	20-27 year old	28-35 year old	20-27 year old	28-35 year old
Tariff Exposure Shock	0.103 (0.103)	-0.113 (0.095)	0.181 (0.145)	0.015 (0.173)
R-squared	0.622	0.450	0.805	0.734
<b>Panel B</b>		<b>Dependent Variable</b>		
<b>Sample</b>	Change Share of Cohabiting, 2000-1991		Change Share of Cohabiting, 2010-1991	
	20-27 year old	28-35 year old	20-27 year old	28-35 year old
Tariff Exposure Shock	-0.009 (0.101)	0.182 (0.095)*	-0.120 (0.143)	0.004 (0.178)
R-squared	0.564	0.486	0.812	0.754
Observations	411	411	411	411

Additional Controls: State Fixed Effects, Share of Adults at each Education Attainment Level, Share Rural Population, and Share Population Age 20-35 at baseline (1991). Observations are weighted by the microregion population at baseline (1991). Robust standard errors reported in parentheses are clustered at the mesoregion level. \*\*\*<0.01, \*\*<0.05, \*<0.10.

Table 7: The Effects of Tariff Exposure Shock on Fertility and Marriage Outcomes - Robustness Checks

<b>Panel A - Fertility</b>					Dependent Variable	
Regression Specification	State Fixed Effects	Additional Controls	Share No Children, 1980	Weights	Change Share No Children, 2000-1991	Change Share No Children, 2010-1991
(1)	No	No	No	Yes	0.222 (0.052)***	0.474 (0.064)***
(2)	Yes	No	No	Yes	0.171 (0.031)***	0.390 (0.040)***
(3)	Yes	Yes	No	No	0.169 (0.075)**	0.211 (0.075)***
(4)	Yes	Yes	Yes	No	0.206 (0.074)***	0.285 (0.062)***
<b>Panel B - Marriage&amp;Cohabiting</b>					Dependent Variable	
Regression Specification	State Fixed Effects	Additional Controls	Share Married or Cohabiting, 1980	Weights	Change Share Married or Cohabiting, 2000-1991	Change Share Married or Cohabiting, 2010-1991
(1)	No	No	No	Yes	-0.044 (0.038)	-0.114 (0.063)*
(2)	Yes	No	No	Yes	0.020 (0.024)	0.037 (0.033)
(3)	Yes	Yes	No	No	0.017 (0.064)	-0.011 (0.093)
(4)	Yes	Yes	Yes	No	-0.032 (0.064)	-0.135 (0.093)

Sample: Women Age 20-35. Additional Controls: Share of Adults at each Education Attainment Level, Share Rural Population, and Share Population Age 20-35 at baseline (1991). Weights are defined by the microregion population at baseline (1991). Robust standard errors reported in parentheses are clustered at the mesoregion level. \*\*\*<0.01, \*\*<0.05, \*<0.10.

Table 8: Pre-Trend Tests

Panel A - Fertility Outcomes	Dependent Variable		
	Change Share no Children, 1991-1980	Change Number of Children 1991-1980	Change Age at First Child, 1991-1980
Tariff Exposure Shock	0.090 (0.084)	-0.359 (0.531)	0.607 (1.155)
R-squared	0.539	0.745	0.500
Panel B - Marriage Outcomes	Dependent Variable		
	Change Share Married, 1991-1980	Change Cohabiting 1991-1980	Change Never Married, 1991-1980
Tariff Exposure Shock	-0.051 (0.132)	0.086 (0.085)	0.000 (0.081)
R-squared	0.565	0.568	0.589
Observations	411	411	411

Sample: Women Age 20-35. Additional Controls: State Fixed-Effects, Share of Adults at each Education Attainment Level, Share Rural Population, and Share Population Age 20-35 at baseline (1980). Observations are weighted by the microregion population at baseline (1980). Robust standard errors reported in parentheses are clustered at the mesoregion level. \*\*\*<0.01, \*\*<0.05, \*<0.10.



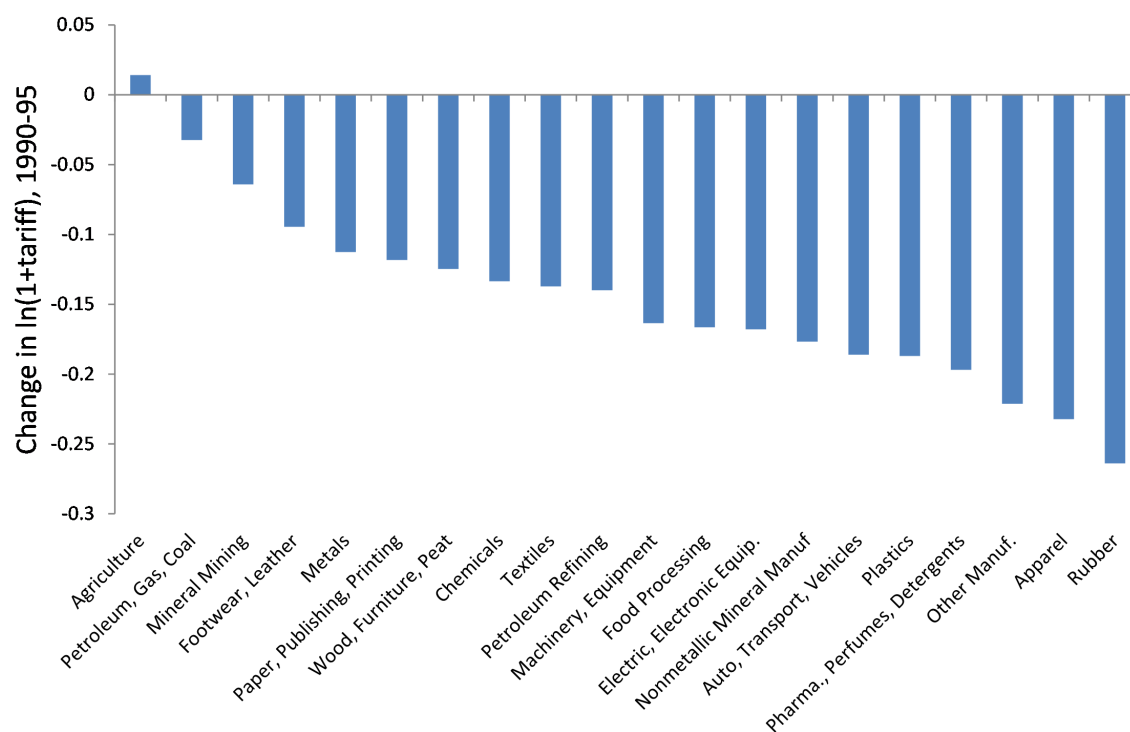
Table 9: Mediation Analysis - Male and Female Employment Changes

<b>Panel A</b>				
<b>Mediator</b>	Change Share Male Working for Pay, 2000-1991	Change Share Female Working for Pay, 2000-1991	Change Share Male Working for Pay, 2010-1991	Change Share Female Working for Pay, 2010-1991
First Stage Coefficient	-0.503 (0.149)***	-0.386 (0.113)***	-0.585 (0.193)***	-0.394 (0.143)***
<b>Panel B</b>				
<b>Dependent Variable:</b>	Change Share no Children, 2000-1991		Change Share no Children, 2010-1991	
Tot. Eff. of the Tariff Exp. Shock	0.194		0.193	
ACME of Mediator	0.035	0.008	0.043	0.001
% of Tot. Eff. Mediated	17.8%	4.1%	22.1%	0.3%
<b>Panel C</b>				
<b>Dependent Variable:</b>	Change Number of Children, 2000-1991		Change Number of Children, 2010-1991	
Tot. Eff. of the Tariff Exp. Shock	-0.489		-1.484	
ACME of Mediator	-0.120	0.012	-0.263	-0.077
% of Tot. Eff. Mediated	24.5%	-2.5%	17.7%	5.2%

The ACME is calculated as the product of the effect of the exogenous regressor on the mediator and the effect of the mediator on the outcome. The percentage of the total effect that is mediated equals the ACME divided by the total effect. All regressions include State Fixed Effects, Share of Adults at each Education Attainment Level, Share Rural Population, and Share Population Age 20-35 at baseline (1991). Observations are weighted by the microregion population at baseline (1991). Robust standard errors reported in parentheses are clustered at the mesoregion level. \*\*\*<0.01, \*\*<0.05, \*<0.10.

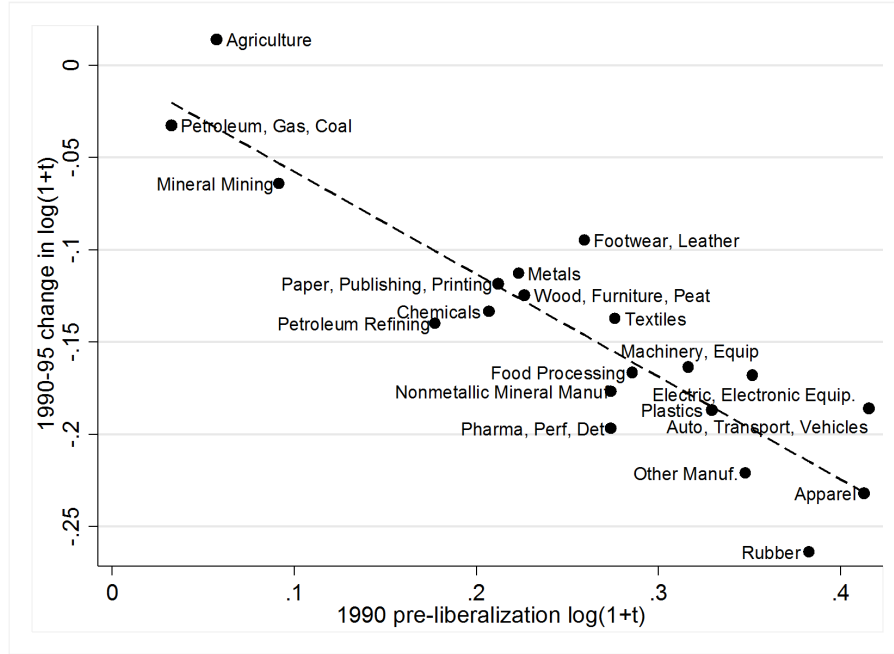
# Figures

Figure 1: Tariff Changes by Industry



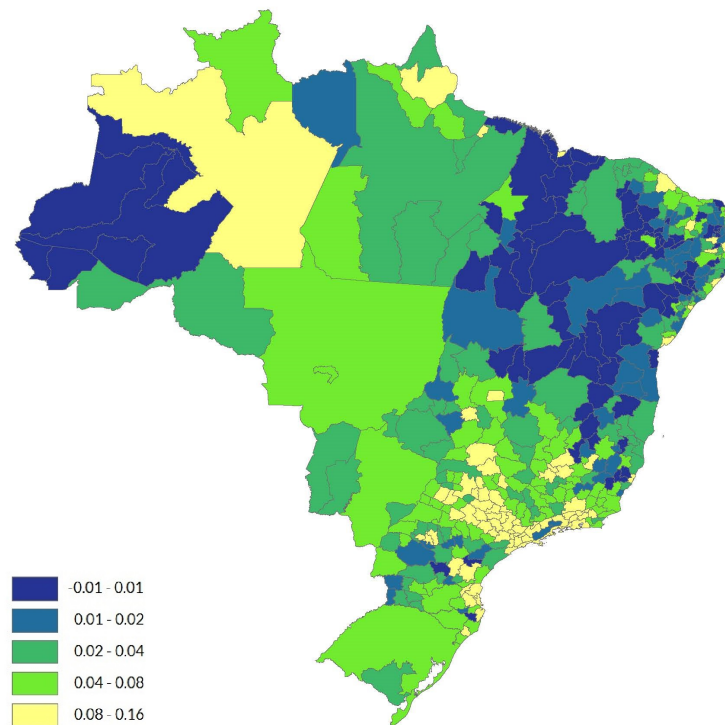
Note: Changes in  $\log(1 + \text{tariff})$ , 1990-1995. Source: Kume et al. (2003)

Figure 2: Most Protected Industries Suffered Major Tariff Cuts



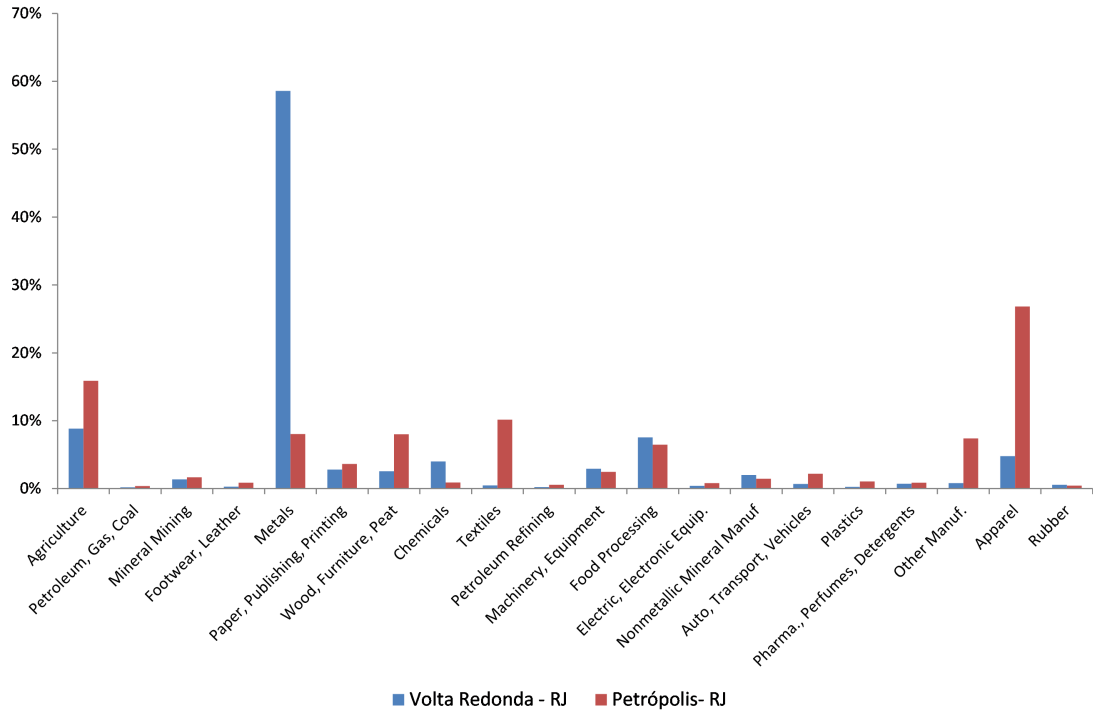
Source: Kovak (2013)

Figure 3: Distribution of Regional Tariff Exposure



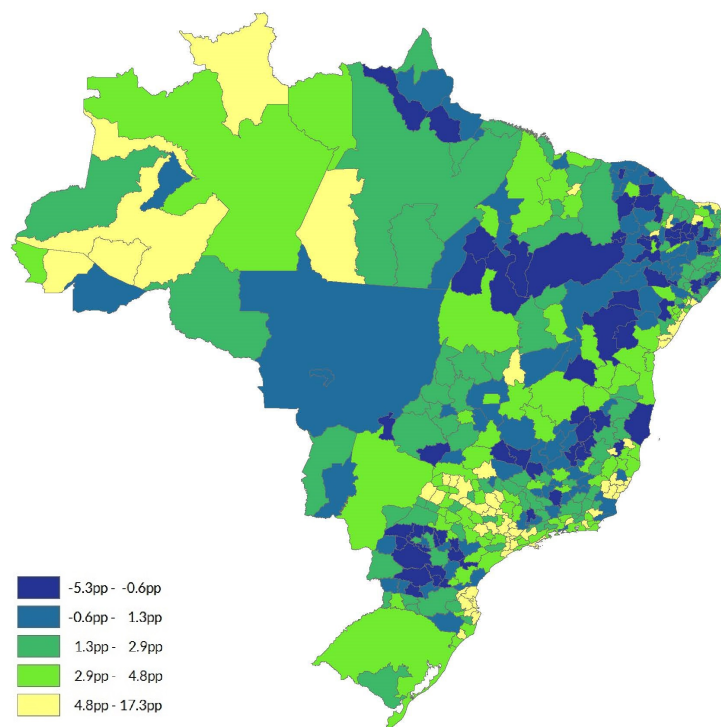
Note: Regional Tariff Exposure computed according to the expression in Section 4.1.

Figure 4: Variation Underlying Regional Tariff Change



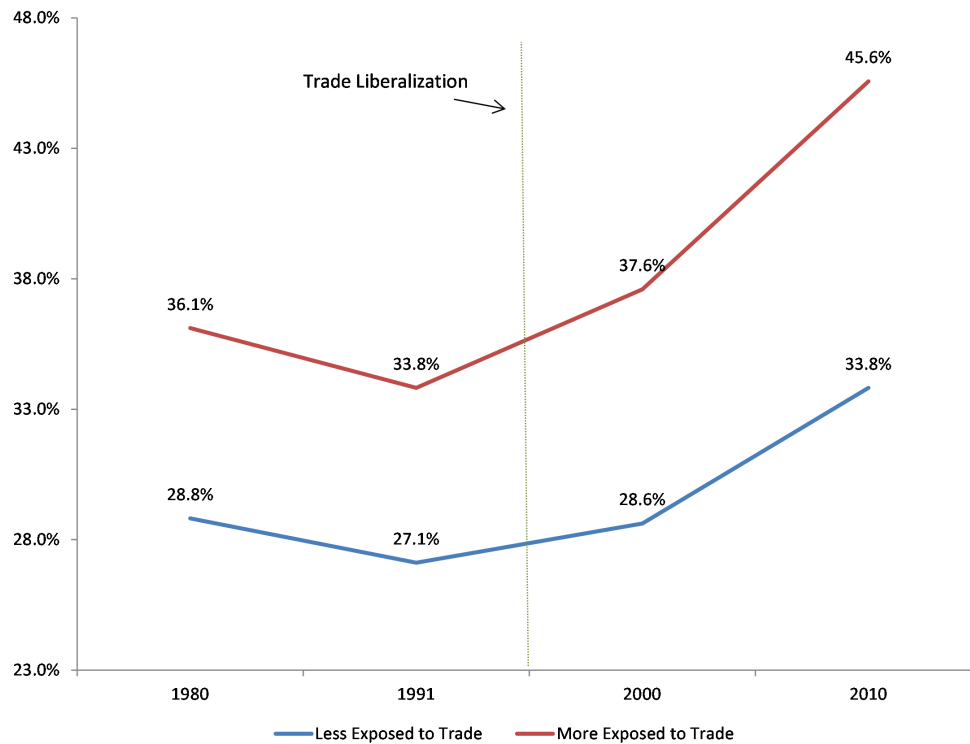
Note: Industry distribution of 1991 employment in the Volta Redonda and Petropolis regional tariff changes. Industries sorted by the tariff change, shown in Figure 1. More weight on the left side of the figure leads to a more negative regional tariff change, and more weight on the right side leads to a more positive regional tariff change

Figure 5: Distribution Changes in the Share of Young Women with no Children, 1991-2000



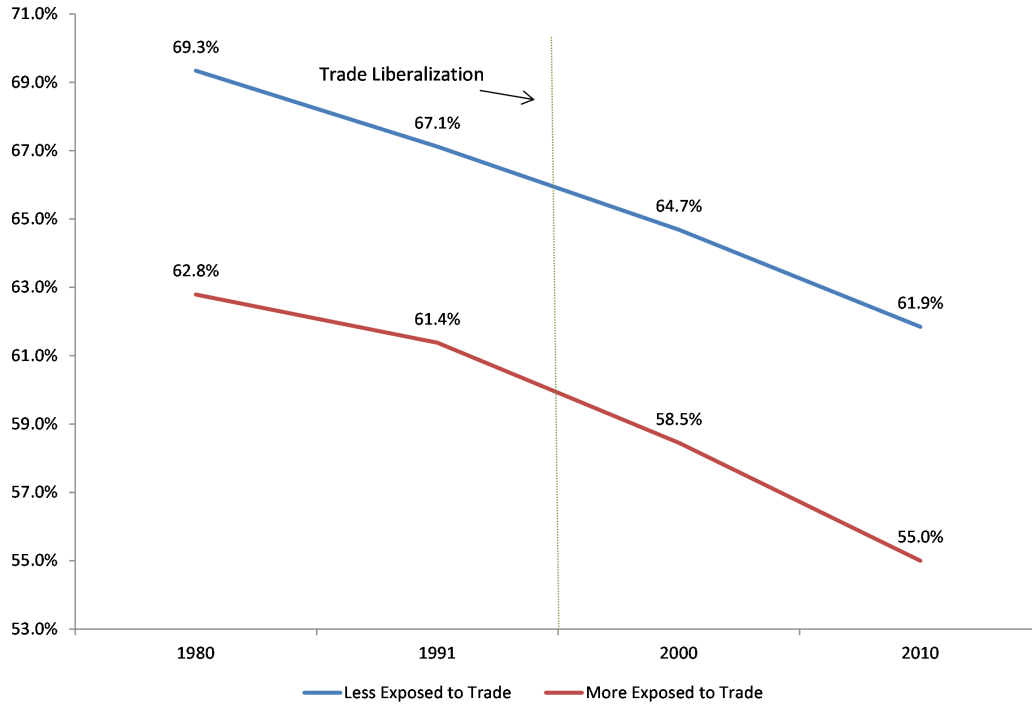
Note: Share of Women 20-35 years old with no Children by microregion from Census.

Figure 6: Share of Women with no Children by Census Year



Note: Sample is restricted to Women 20-35 years old. Regions more (less) exposed to trade are defined as those who experience tariff exposure shock greater (lower) than the median tariff exposure shock.

Figure 7: Share of Women Married or Cohabiting



Note: Sample is restricted to Women 20-35 years old. Regions more (less) exposed to trade are defined as those who experience tariff exposure shock greater (lower) than the median tariff exposure shock.

Figure 8: Mediation Effects

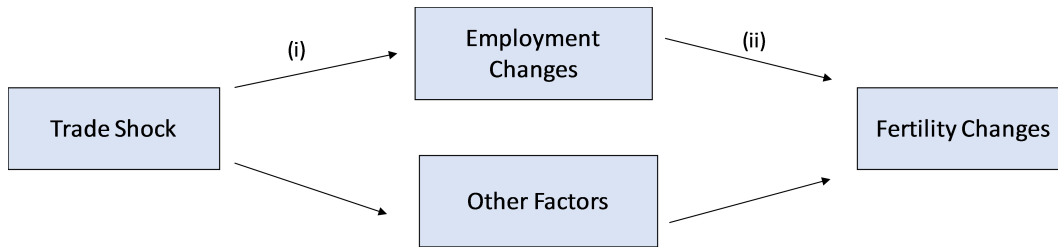
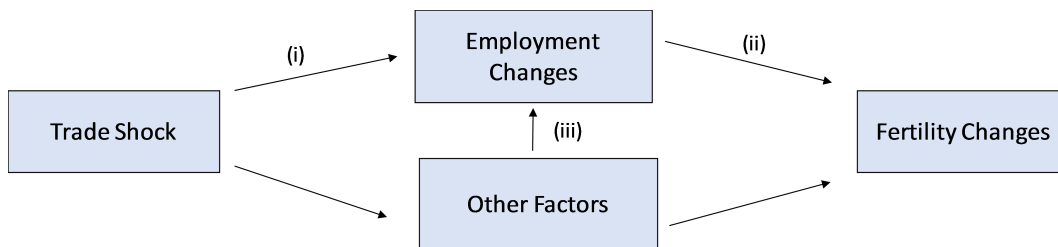


Figure 9: Sequential Ignorability Assumption Failure



## **Funding acknowledgement**

This work was carried out with financial support under the *Growth and Economic Opportunities for Women* (GrOW) initiative. GrOW is a multi-funder partnership with the UK Government's Department for International Development, the William and Flora Hewlett Foundation, and Canada's International Development Research Centre. The views and opinions stated in this paper are those of the authors and do not necessarily reflect the views of the GrOW program or funding partners.